

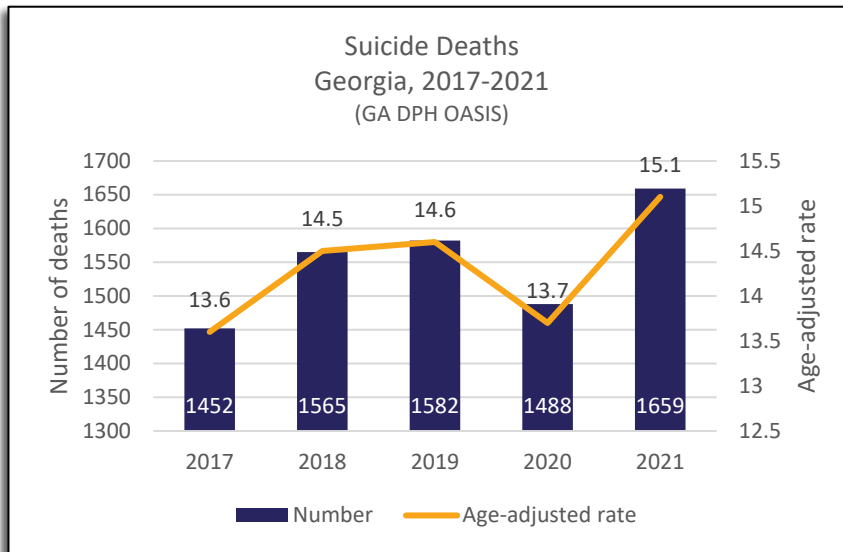


Suicide in Georgia

**1,659
deaths**

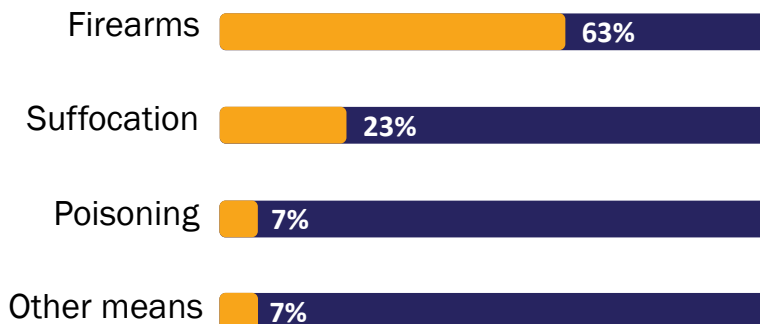
GA ranked 34th in suicide deaths in the US 2020. The age-adjusted rate of suicide deaths in Georgia is lower than the rate for rest of the South, but higher than the national rate for the United States. In 2021, 1,659 lives were lost in Georgia due to suicide. The 1,659 deaths equate to 50,703 years of potential life lost. There were no recorded suicide deaths among children ages 0-7 years old.

CDC WISQARS & Georgia Dept of Public Health



MEANS OF DEATH

Firearms are the most common means of suicide death followed by suffocation, drug poisoning, and other means. Males and females utilize suffocation at similar frequencies. Females use drug poisoning and other means more than males, and males use firearms more than females (Georgia Violent Death Reporting System, 2020).



DEMOGRAPHICS

AGE

Suicide death rates are highest among people older than 22. However, suicide is the leading cause of death for youth ages 10-14.

SEX

Males account for 79% of suicide deaths while females account for 21%.

RACE

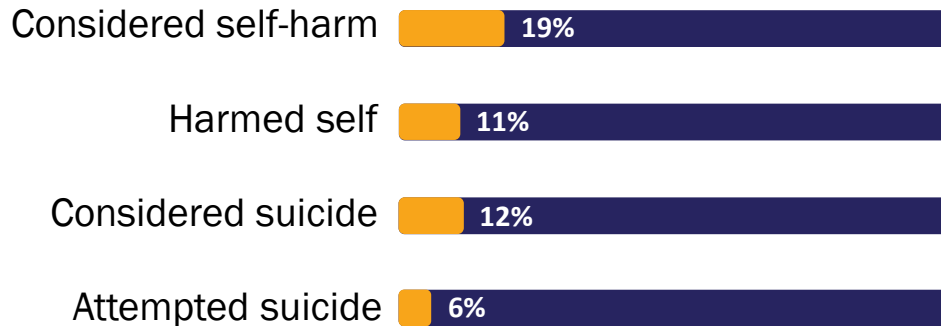
Suicide deaths are most common among white people followed by black or African American people, Asian people, and those who are multiracial.

ETHNICITY

Suicide deaths are more common among people who aren't Hispanic.

Suicide in Georgia

YOUTH IDEATION



Georgia Student Health Survey 2022

SUICIDE ATTEMPTS

9,897 medically treated attempts in 2021

Emergency department visits and hospital discharges are used to measure the number of medically treated suicide attempts. Emergency department visits indicate a less severe consequence due to the attempt while hospitalizations indicate severe consequences that require extensive medical treatment. This estimate does not consider suicide attempts that were not medically treated. It is estimated that for every suicide death, there are 25 attempts (National Center for Health Statistics, 2020).

Medically treated attempts have *decreased* since 2017.



7,071 emergency room visits
Rate of 67.4 people per 100,000 persons

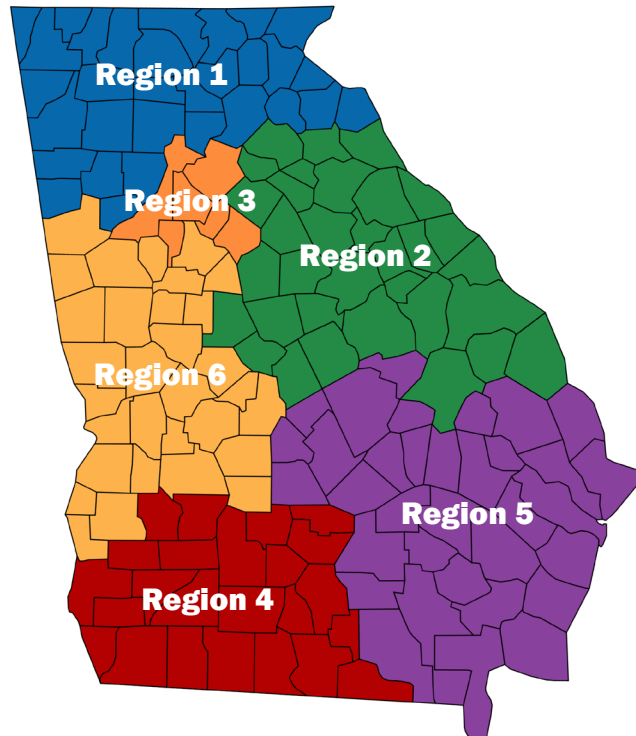
Emergency room visits have *decreased* since 2017.



2,826 hospital discharges
Rate of 26.3 people per 100,000 persons

Hospital discharges have *decreased* since 2017.

Georgia DBHDD Region Map



Region 1

Banks	Forsyth	Paulding
Bartow	Franklin	Pickens
Catoosa	Gilmer	Polk
Chattooga	Gordon	Rabun
Cherokee	Habersham	Stephens
Cobb	Hall	Towns
Dade	Haralson	Union
Dawson	Hart	Walker
Douglas	Lumpkin	White
Fannin	Murray	Whitfield
Floyd		

Region 2

Baldwin	Jackson	Oglethorpe
Barrow	Jasper	Putnam
Bibb	Jefferson	Richmond
Burke	Jenkins	Screven
Clarke	Jones	Taliaferro
Columbia	Lincoln	Twiggs
Elbert	Madison	Walton
Emanuel	McDuffie	Warren
Glascocok	Monroe	Washington
Greene	Morgan	Wilkes
Hancock	Oconee	Wilkinson

Region 3

Clayton
DeKalb
Fulton
Gwinnett
Newton
Rockdale

Region 4

Baker	Irwin
Ben Hill	Lanier
Brooks	Lee
Calhoun	Lowndes
Colquitt	Miller
Cook	Mitchell
Decatur	Seminole
Dougherty	Terrell
Early	Thomas
Echols	Tift
Grady	Turner
Irwin	Worth

Region 5

Appling	Coffee	Montgomery
Atkinson	Dodge	Pierce
Bacon	Effingham	Pulaski
Bleckley	Evans	Tattnall
Brantley	Glynn	Telfair
Bryan	Jeff Davis	Toombs
Bulloch	Johnson	Treutlen
Camden	Laurens	Ware
Candler	Liberty	Wayne
Charlton	Long	Wheeler
Chatham	McIntosh	Wilcox
Clinch		

Region 6

Butts	Heard	Quitman
Carroll	Henry	Randolph
Chattahoochee	Houston	Schley
Clay	Lamar	Stewart
Coweta	Macon	Sumter
Crawford	Marion	Talbot
Crisp	Meriwether	Taylor
Dooly	Muscogee	Troup
Fayette	Peach	Upson
Harris	Pike	Webster



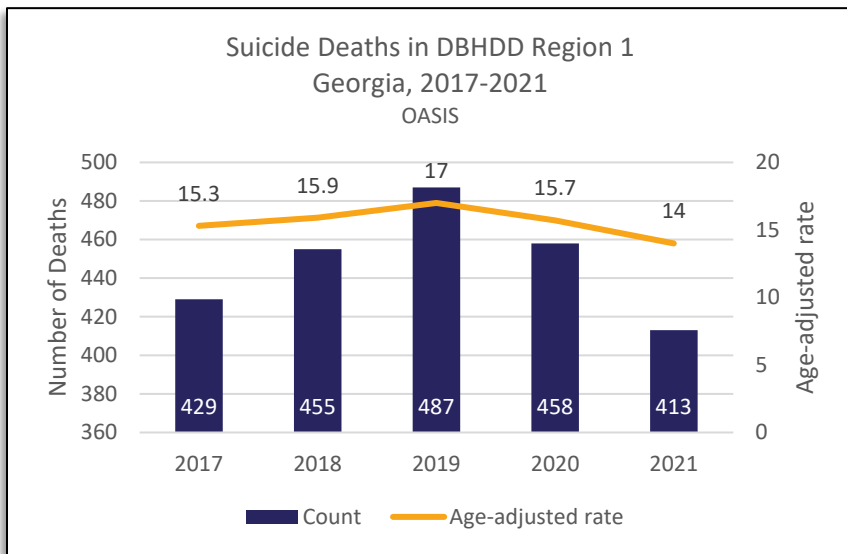
Suicide in Region 1

Counties: Banks, Bartow, Catoosa, Chattooga, Cherokee, Cobb, Dade, Dawson, Douglas, Fannin, Floyd, Forsyth, Franklin, Gilmer, Gordon, Habersham, Hall, Haralson, Hart, Lumpkin, Murray, Paulding, Pickens, Polk, Rabun, Stephens, Towns, Union, Walker, White, Whitfield

413 deaths

Region 1 had 413 suicide deaths in 2021. These deaths equate to 12,364 years of potential life lost. Compared to other regions, Region 1 had the highest suicide rate among those who are ages 18-24 years old. Region 1 had the lowest suicide death rate among males. There were no deaths among Indigenous people, Pacific Islanders, or multiracial people.

Georgia Dept of Public Health



DEMOGRAPHICS

AGE

Suicide death rates are highest among people ages 18-24 years old.

SEX

Males account for 77% of deaths while females account for 23%.

RACE

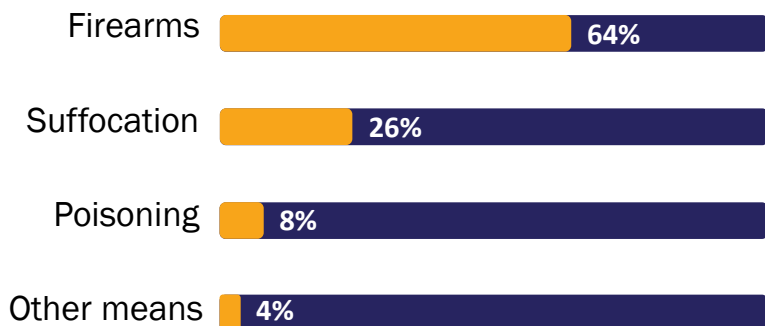
Suicide deaths are most common among white people followed by black or African American people and Asian people.

ETHNICITY

Suicide deaths are more common among people who aren't Hispanic.

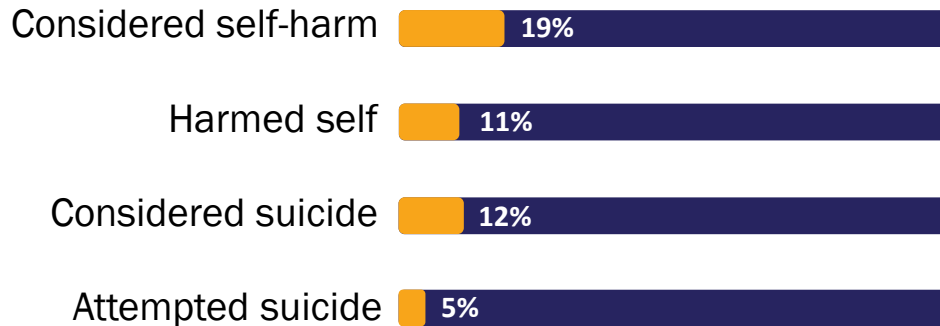
MEANS OF DEATH

Firearms are the most common means of suicide death followed by suffocation, drug poisoning, and other means. Males and females utilize suffocation and other means at similar frequencies, though more females use drug poisoning while more males use firearms (Georgia Violent Death Reporting System, 2020).



Suicide in Region 1

YOUTH IDEATION



Georgia Student Health Survey 2022

SUICIDE ATTEMPTS

2,775 medically treated attempts in 2021

Emergency department visits and hospital discharges are used to measure the number of medically treated suicide attempts. Emergency department visits indicate a less severe consequence due to the attempt while hospitalizations indicate severe consequences that require extensive medical treatment. This estimate does not consider suicide attempts that were not medically treated. It is estimated that for every suicide death, there are 25 attempts (National Center for Health Statistics, 2020).

Medically treated attempts have *decreased* slightly since 2017.



2,029 emergency room visits
Rate of 74.6 people per 100,000 persons

Emergency room visits have *increased* since 2017.



746 hospital discharges
Rate of 26.4 people per 100,000 persons

Hospital discharges have *decreased* since 2017.



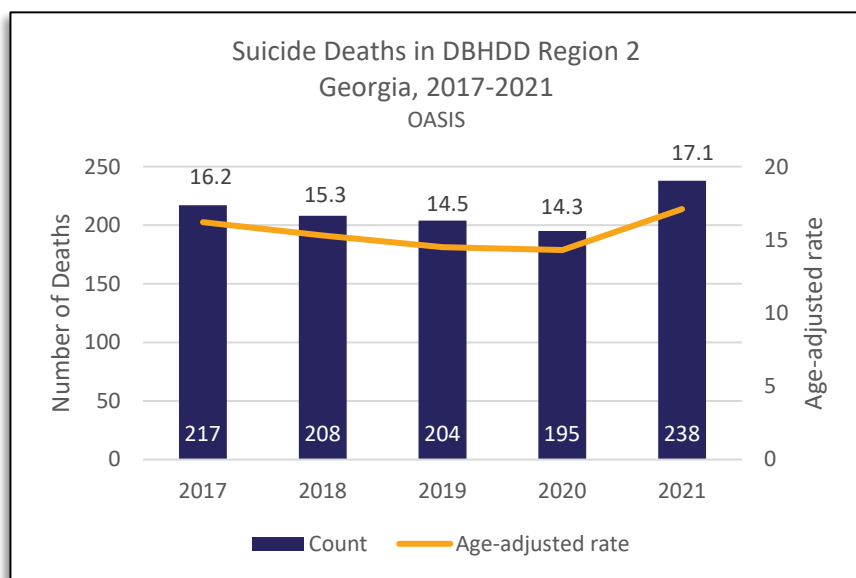
Suicide in Region 2

Counties: Baldwin, Barrow, Bibb, Burke, Clarke, Columbia, Elbert, Emanuel, Glascock, Greene, Hancock, Jackson, Jasper, Jefferson, Jenkins, Jones, Lincoln, Madison, McDuffie, Monroe, Morgan, Oconee, Oglethorpe, Putnam, Richmond, Screven, Taliaferro, Twiggs, Walton, Warren, Washington, Wilkes, Wilkinson

238 deaths

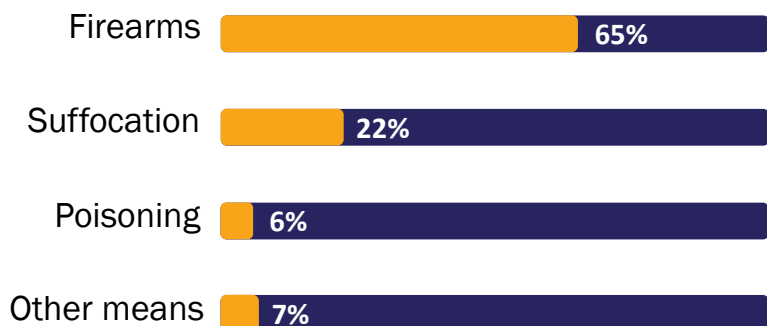
Region 2 had 238 suicide deaths in 2021. These deaths equate to 7,341 years of potential life lost. Compared to other regions, Region 2 had the highest rate of suicide deaths among Asian people. Region 2 had the highest suicide death rate among those 45-64 years old. Region 2 had no suicide deaths among Indigenous people or Pacific Islanders. There were fewer than 4 deaths among multiracial people.

Georgia Dept of Public Health



MEANS OF DEATH

Firearms are the most common means of suicide death followed by suffocation, drug poisoning, and other means. Males and females utilize suffocation and other means at similar frequencies, though more females use drug poisoning while more males use firearms (Georgia Violent Death Reporting System, 2020).



DEMOGRAPHICS

AGE

Suicide death rates are highest among people aged 25-44 years old.

SEX

Males account for 82% of deaths while females account for 18%.

RACE

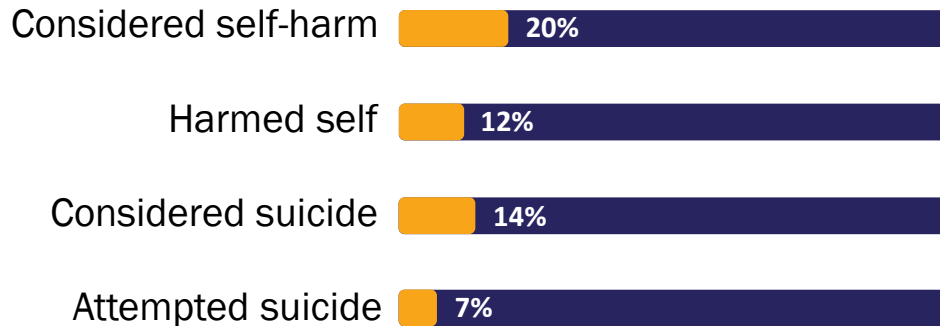
Suicide deaths are most common among white people followed by black or African American people, Asian people and those who are multiracial.

ETHNICITY

Suicide deaths are more common among people who aren't Hispanic.

Suicide in Region 2

YOUTH IDEATION



Georgia Student Health Survey 2022

SUICIDE ATTEMPTS

1,341 medically treated attempts in 2021

Emergency department visits and hospital discharges are used to measure the number of medically treated suicide attempts. Emergency department visits indicate a less severe consequence due to the attempt while hospitalizations indicate severe consequences that require extensive medical treatment. This estimate does not consider suicide attempts that were not medically treated. It is estimated that for every suicide death, there are 25 attempts (National Center for Health Statistics, 2020).

Medically treated attempts have *decreased* since 2017.



901 emergency room visits
Rate of 65.1 people per 100,000 persons

Emergency room visits have *decreased* since 2017.



440 hospital discharges
Rate of 32 people per 100,000 persons

Hospital discharges have *decreased* since 2017.



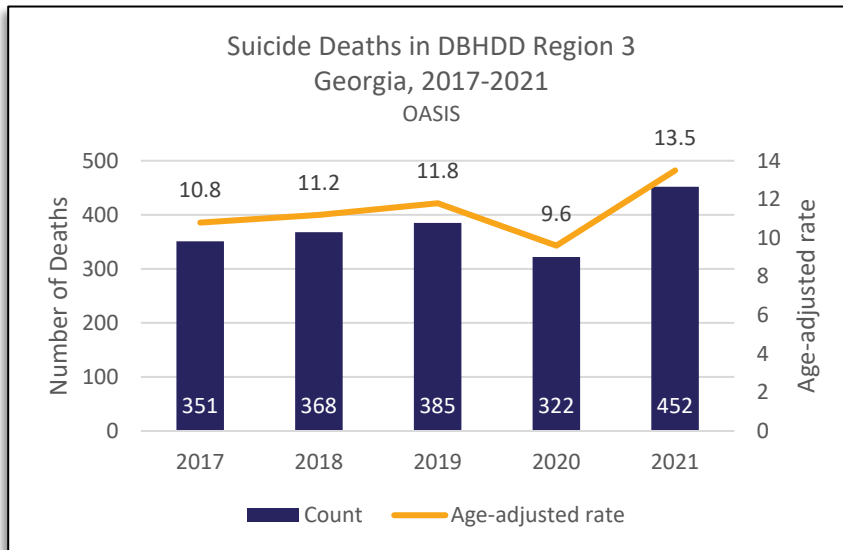
Suicide in Region 3

Counties: Clayton, DeKalb, Fulton, Gwinnett, Newton, Rockdale

**452
deaths**

Region 3 had 452 suicide deaths in 2021. This equates to 14,534 years of potential life lost. Compared to other regions, Region 3 had the lowest death rate among white people and the highest death rate among black or African American people. Region 3 had the lowest death rate among those 45 years and older. Region 3 also had the lowest death rates for people who aren't Hispanic.

Georgia Dept of Public Health



DEMOGRAPHICS

AGE

Suicide death rates are highest among people aged 18-24 years old.

SEX

Males account for 79% of deaths while females account for 21%.

RACE

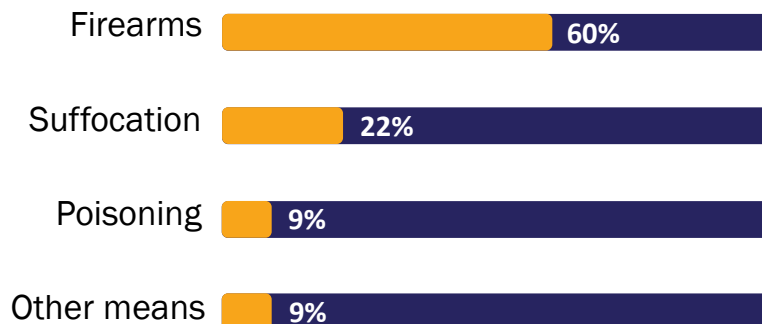
Suicide deaths are most common among white people followed by black or African American people, and Asian people.

ETHNICITY

Suicide deaths are more common among people who aren't Hispanic.

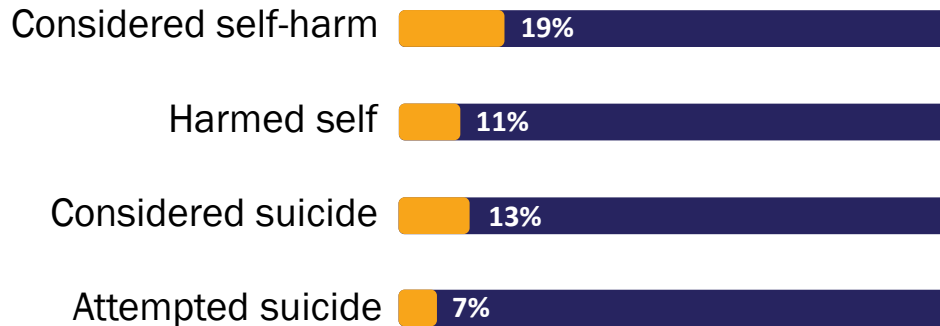
MEANS OF DEATH

Firearms are the most common means of suicide death followed by suffocation, drug poisoning, and other means. Males and females utilize suffocation and other means at similar frequencies, though more females use drug poisoning while more males use firearms (Georgia Violent Death Reporting System, 2020).



Suicide in Region 3

YOUTH IDEATION



Georgia Student Health Survey 2022

SUICIDE ATTEMPTS

2,643 medically treated attempts in 2021

Emergency department visits and hospital discharges are used to measure the number of medically treated suicide attempts. Emergency department visits indicate a less severe consequence due to the attempt while hospitalizations indicate severe consequences that require extensive medical treatment. This estimate does not consider suicide attempts that were not medically treated. It is estimated that for every suicide death, there are 25 attempts (National Center for Health Statistics, 2020).

Medically treated attempts have *increased* since 2017.



1,881 emergency room visits
Rate of 57.1 people per 100,000 persons

Emergency room visits have *increased* since 2017.



762 hospital discharges
Rate of 23 people per 100,000 persons

Hospital discharges have *decreased* since 2017.



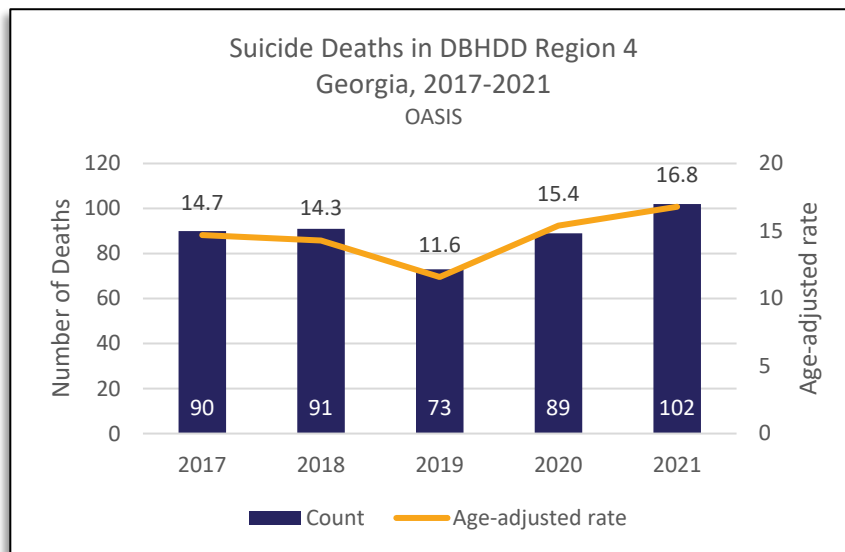
Suicide in Region 4

Counties: Baker, Ben Hill, Berrien, Brooks, Calhoun, Colquitt, Cook, Decatur, Dougherty, Early, Echols, Grady, Irwin, Lanier, Lee, Lowndes, Miller, Mitchell, Seminole, Terrell, Thomas, Tift, Turner, Worth

**102
deaths**

Region 4 had 102 suicide deaths in 2021. This equates to 2,944 years of potential life lost. Region 4 had no deaths among Indigenous people, Pacific Islanders, and people who are multiracial. There were less than 4 deaths among Asian people. Compared to other regions, Region 4 had the highest death rate among those ages 10-17 years old, but the lowest death rate among people 18-24 years old. Region 4 had the highest suicide death rate among Hispanic people.

Georgia Dept of Public Health



DEMOGRAPHICS

AGE

Suicide death rates are highest among people ages 25-44 years old.

SEX

Males account for 83% of deaths while females account for 17%.

RACE

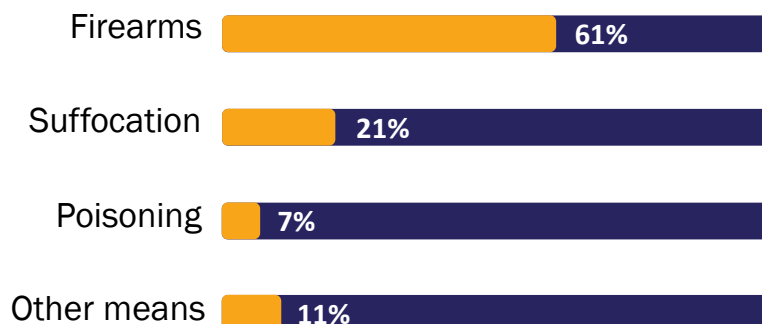
Suicide deaths are most common among white people followed by black or African American people and Asian people.

ETHNICITY

Suicide deaths are more common among people who aren't Hispanic.

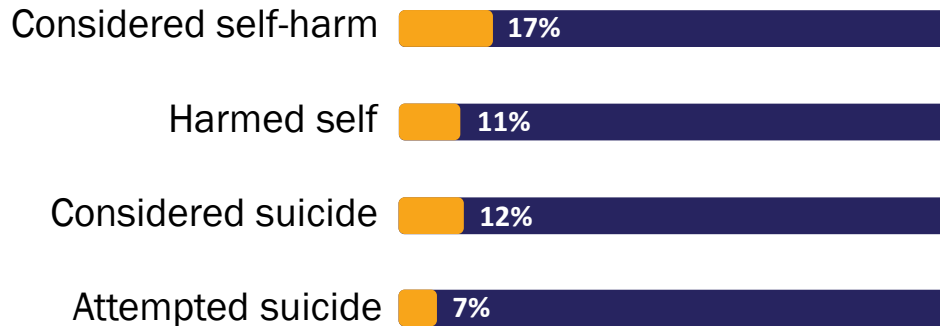
MEANS OF DEATH

Firearms are the most common means of suicide death followed by suffocation, drug poisoning, and other means. Males and females utilize suffocation and other means at similar frequencies, though more females use drug poisoning while more males use firearms (Georgia Violent Death Reporting System, 2020).



Suicide in Region 4

YOUTH IDEATION



Georgia Student Health Survey 2022

SUICIDE ATTEMPTS

668 medically treated attempts in 2021

Emergency department visits and hospital discharges are used to measure the number of medically treated suicide attempts. Emergency department visits indicate a less severe consequence due to the attempt while hospitalizations indicate severe consequences that require extensive medical treatment. This estimate does not consider suicide attempts that were not medically treated. It is estimated that for every suicide death, there are 25 attempts (National Center for Health Statistics, 2020).

Medically treated attempts have *increased* since 2017.



492 emergency room visits
Rate of 84.4 people per 100,000 persons

Emergency room visits have *increased* since 2017.



176 hospital discharges
Rate of 30.2 people per 100,000 persons

Hospital discharges have *decreased* since 2017.



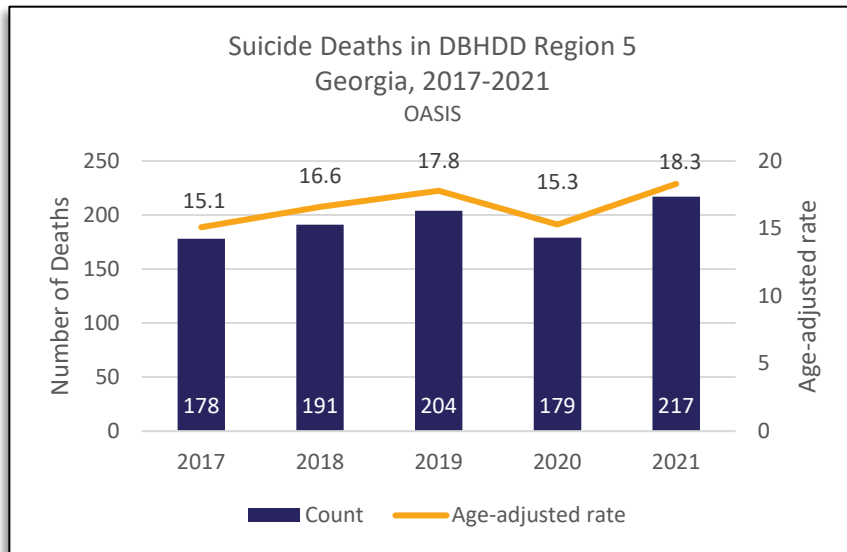
Suicide in Region 5

Counties: Appling, Atkinson, Bacon, Bleckley, Brantley, Bryan, Bulloch, Camden, Candler, Charlton, Chatham, Clinch, Coffee, Dodge, Effingham, Evans, Glynn, Jeff Davis, Johnson, Laurens, Liberty, Long, McIntosh, Montgomery, Pierce, Pulaski, Tattnall, Telfair, Toombs, Treutlen, Ware, Wayne, Wheeler, Wilcox

**217
deaths**

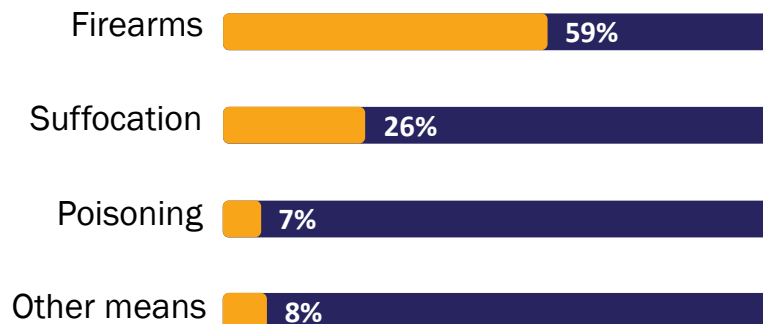
Region 5 had 217 deaths in 2021, which equates to 6,955 years of potential life lost. Compared to other regions, Region 5 had the highest death rate among white people and people who are not Hispanic. Region 5 had the highest suicide death rate among people 25-64 years old and females. There were fewer than 4 deaths among Asian people and people who are multiracial. There were no deaths among Indigenous people and Pacific Islanders.

Georgia Dept of Public Health



MEANS OF DEATH

Firearms are the most common means of suicide death followed by suffocation, drug poisoning, and other means. Males and females utilize suffocation and other means at similar frequencies, though more females use drug poisoning while more males use firearms (Georgia Violent Death Reporting System, 2019).



DEMOGRAPHICS

AGE

Suicide death rates are highest among people ages 25-44 years old.

SEX

Males account for 80% of deaths while females 20%.

RACE

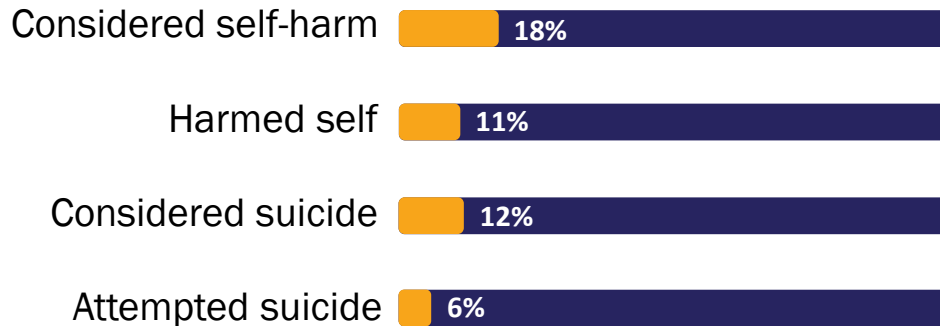
Suicide deaths are most common among white people followed by black or African American people, Asian people, and those who are multiracial.

ETHNICITY

Suicide deaths are more common among people who aren't Hispanic.

Suicide in Region 5

YOUTH IDEATION



Georgia Student Health Survey 2022

SUICIDE ATTEMPTS

906 medically treated attempts in 2021

Emergency department visits and hospital discharges are used to measure the number of medically treated suicide attempts. Emergency department visits indicate a less severe consequence due to the attempt while hospitalizations indicate severe consequences that require extensive medical treatment. This estimate does not consider suicide attempts that were not medically treated. It is estimated that for every suicide death, there are 25 attempts (National Center for Health Statistics, 2020).

Medically treated attempts have *decreased* since 2017.



627 emergency room visits
Rate of 54.9 people per 100,000 persons

Emergency room visits have *decreased* since 2017.



279 hospital discharges
Rate of 24.5 people per 100,000 persons

Hospital discharges have *decreased* since 2017.



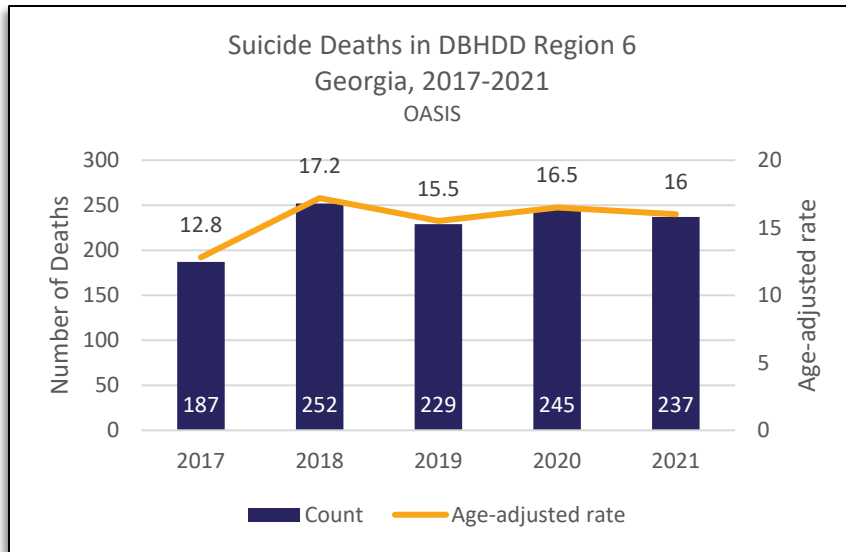
Suicide in Region 6

Counties: Butts, Carroll, Chattahoochee, Clay, Coweta, Crawford, Crisp, Dooly, Fayette, Harris, Heard, Henry, Houston, Lamar, Macon, Marion, Meriwether, Muscogee, Peach, Pike, Quitman, Randolph, Schley, Spalding, Stewart, Sumter, Talbot, Taylor, Troup, Upson, Webster

**237
deaths**

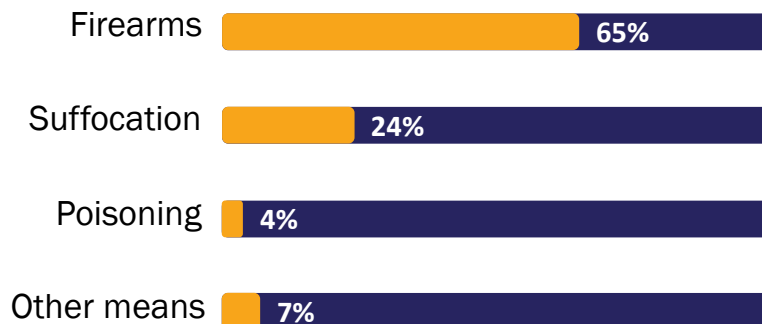
Region 6 had 237 suicide deaths in 2021, which equates to 6,567 years of potential life lost. Compared to other regions, Region 6 had the highest death rate among people 65 years and older, but the lowest death rate among those 10-17 years old. Region 6 also had the lowest death rates for black or African American people. There were fewer than 4 deaths among Asian people and people who are multiracial. There were no deaths among Indigenous people or Pacific Islanders.

Georgia Dept of Public Health



MEANS OF DEATH

Firearms are the most common means of suicide death followed by suffocation, drug poisoning, and other means. Males and females utilize suffocation and other means at similar frequencies, though more females use drug poisoning while more males use firearms (Georgia Violent Death Reporting System, 2019).



DEMOGRAPHICS

AGE

Suicide death rates are highest among people ages 65+ years old.

SEX

Males account for 80% of deaths while females account for 20%.

RACE

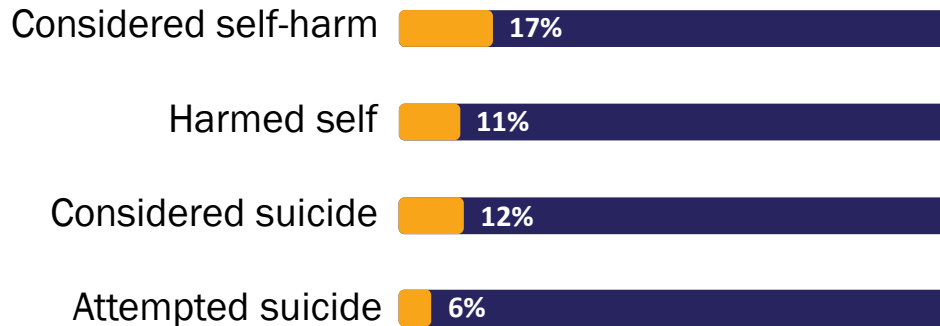
Suicide deaths are most common among white people followed by black or African American people, Asian people, and those who are multiracial.

ETHNICITY

Suicide deaths are more common among people who aren't Hispanic.

Suicide in Region 6

YOUTH IDEATION



Georgia Student Health Survey 2022

SUICIDE ATTEMPTS

1,564 medically treated attempts in 2021

Emergency department visits and hospital discharges are used to measure the number of medically treated suicide attempts. Emergency department visits indicate a less severe consequence due to the attempt while hospitalizations indicate severe consequences that require extensive medical treatment. This estimate does not consider suicide attempts that were not medically treated. It is estimated that for every suicide death, there are 25 attempts (National Center for Health Statistics, 2020).

Medically treated attempts have *decreased* since 2017.



1,141 emergency room visits
Rate of 80.8 people per 100,000 persons

Emergency room visits have *decreased* since 2017.



423 hospital discharges
Rate of 29.1 people per 100,000 persons

Hospital discharges have *decreased* since 2017.